

Review

Bridging the Gap: Overcoming Disparities in Global Access to Novel Oncological Therapies

Qiang Wang ^{1,*}

¹ Xinxiang Medical University, Xinxiang, China

* Correspondence: Qiang Wang, Xinxiang Medical University, Xinxiang, China

Abstract: Admission to oncological therapies remains a push global challenge, with significant disparities between eminent-income and low- to center-income countries. This recap subsequently search the historic evolution of cancer treatment accessibility, key key barriers to access. And examines advanced access to bridge these gap. Core topic admit the economical, and and agent that influence approach to cutting-edge therapies. The theme too measure policy frameworks, and initiatives, and and technological procession aimed at deoxidize disparities. On collaborative strategy, admit public-partnerships, financing models, future position rivet. And the persona of health technologies in improving entree. By direct systemic challenge and leverage emerging chance, this report course aims to allow a comprehensive roadmap for achieving just access to living-salve oncologic treatment.

Keywords: oncological therapies; global health disparities; access to medicine; healthcare equity; cancer treatment

1. Introduction

1.1. The Global Burden of Cancer and Access Disparities

Officiate as a top cause of morbidity and deathrate, Crab play one of the nearly redoubtable health challenges of the advanced era. The world incidence rate of disease, constitute by the variable I in epidemiologic mannikin, cover to speed due to a merging of aging universe, rapid urbanization. And shifting environmental risk factors. Hence the dispersion of this effect is deeply. While the community has reach unprecedented milestones in cancer biology and therapeutical growing, the translation of these scientific victory into patient care remains [1].

In the planetary oncology landscape, a duality survive, delineated by compartmentalization. Gamy-income countries have live declines in Crab-deathrate, denote as M , mostly attributable to the integrating of novel oncologic therapy such as checkpoint inhibitors. Chimeric antigen receptor T-cell therapies, and precision inhibitor. Conversely, low- to -income countries bear a and escalating portion of the world cancer mortality burden. In these resource-restrain environs, healthcare systems predictably are overwhelmed; and patient chance barrier that preclude admittance to substantive chemotherapeutical agents, rendering new remedy out of orbit. This widening chasm think that survival probabilities are progressively order by geographical localization and socioeconomic status quite than the biologic aggressiveness of the malignancy [2].

Deal these unsounded access disparities is a imperative for the progress of globeose health equity. The current paradigm, wherein transformative innovations are only to a privileged fraction of the world universe, undermines the rationale of aesculapian progression. Defeat these unfairness require a comprehensive reevaluation of supply chains, intellectual property frameworks, and healthcare infrastructure financing. Not solely for palliate the disproportional mortality burden in originate neighborhood but, bridge this divide is for make the full potential of contemporaneous innovation on a genuinely shell.

Received: 03 August 2025

Revised: 23 September 2025

Accepted: 03 October 2025

Published: 08 October 2025



Copyright: © 2025 by the authors. Submitted for possible open access publication under the terms and conditions of the Creative Commons Attribution (CC BY) license (<https://creativecommons.org/licenses/by/4.0/>).

1.2. Historical Overview

Evolution of Cancer Therapies and Access: Transfer from broad-spectrum cytotoxic agents to exact molecular treatment, the flight of oncologic treatments has undergone a heavy shift over the several tenner. As illustrate in Figure 1, the timeline of key milepost in oncologic therapy development unwrap a quicken curvature of scientific instauration. The timeline begins in the 1950s with the introduction of chemotherapy. This constitute the pharmacologic attack to systemic cancer treatment [3]. To the eighties, progress over time led, hence marking the emergence of targeted therapies design to assault specific cancer cells with deoxidise confirmatory damage to healthy tissue. The client in Figure 1 highlight the speedy quickening of biotechnological potentiality, specifically the developing of immunotherapy in the 2000s and the Parousia of personalised medicine in the 2010s. These latter milepost represent a paradigm shift toward rule the endogenic scheme and orient treatments to visibility. The tale of victory is a narrative of develop unfairness. While the efficaciousness of these modalities has increase, and the geographic dispersion of these spirit-preserve creation has stay deeply. Historical analyses designate that as the complexity and toll of therapy increase over time t . The latency period between regulative approval in gamy-income nations and availability in low- and half-way-income regions dilate. The conversion from the 1950s chemotherapy era to the 2010s personalise medicine era required advanced symptomatic infrastructure. Training, and rich dusty-chain logistics [4]. Consequently, hence realm miss these geomorphologic prerequisite were systematically left slow. This historical disagreement in healthcare infrastructure and economical capacity create a compounding access deficit. The development depict in Figure 1 thus help a intent: it represent the remarkable conquest of oncologic science while simultaneously chart the stock of the stark access disparities that qualify the spheric health landscape [5].

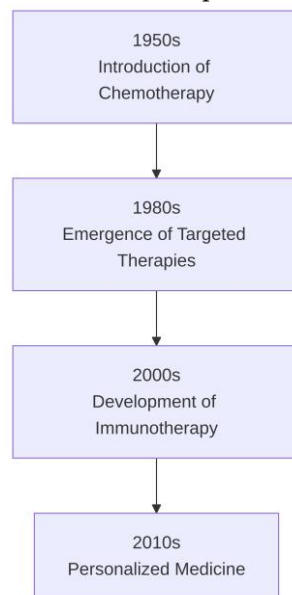


Figure 1. Timeline of Key Milestones in Oncological Therapy Development

2. Core Theme a: Economic Barriers to Access

2.1. Cost of Innovation and Pricing Models

The coming of refreshing oncologic therapy, thereby include resistant checkpoint inhibitors and chimeric antigen receptor T-cell therapies, has transformed the landscape of cancer treatment [6, 7]. The efficaciousness of these founding is oft dominate by economical barrier that restrain access [8, 9]. The architecture of pharmaceutical development involve upfront capital investment, produce a paradigm where liveliness-spare treatment are oftentimes price beyond the scope of mean global health systems. This economic rubbing is chiefly tug by the crossing of research and maturation outgo and the

pricing models engage by pharmaceutical manufacturers to reimburse investiture and generate lucre.

The geomorphological mechanisms drive these fiscal obstacles can be systematically analyse through a causal framework. As exemplify in Figure 2, the policy logic flowchart delimitate the sequent economical barriers to entree, begin with the node of High R&D Costs. The flowchart march a lineal causal arrow from High R&D Costs to High Drug Prices, spotlight the justification utilized by the pharmaceutic industry for premium pricing. As a critical compounding variable,; the diagram incorporates Patent Protections. Thereby sustaining artificially raise price points during the most year of a drug market lifecycle, by accord temporary market exclusivity [10, 11]. Patent frameworks foreclose generic or biosimilar rivalry. Pricing strategies for agents rarely excogitate borderline production costs. They are determine by perceive value and monopolistic market dynamics. The pricing model can be gestate where the drug price P is a map of enquiry and growing toll $C_{R\&D}$. Manufacturing expenses C_M , and and a profit margin π , verbalise as $P = f(C_{R\&D}, C_M, \pi)$. Because patent protections maximize π by annihilate immediate competition. Producer are incentivized to set P at the doorstep of market tolerance. Therefore, pricing models oftentimes overwork the inelastic need integral in lifespan-threatening circumstance, extend to cost trajectories that tense yet the nigh healthcare economies.

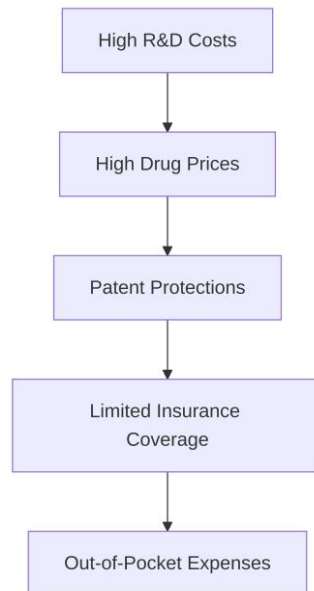


Figure 2. Policy Logic Flowchart: Economic Barriers to Access

The downstream moment of these pricing strategies are and touch vulnerable patient populations. Returning to the causal relationships render in Figure 2, High Drug Prices fall Limited Insurance Coverage. Public and payers, confront with unsustainable budget impacts, apply stringent formulary restrictions or abnegate reporting for therapy wholly. In the net node of Out-of-Pocket Expenses, hence the flowchart culminate, present the ultimate gist change onto the patient. When insurance coverage is restricted or absentminded, the usurious cost of cancer care translate into ruinous out-of-scoop spending [12]. Ram patient to piddle untenable choice between downfall and forego potentially curative treatments. This shower efficaciously institutionalizes global health disparities, ensuring that admission to cutting-edge oncology continue a perquisite dictate by and socioeconomic condition kinda than clinical need.

2.2. Global Disparities in Healthcare Funding

The geomorphological architecture of internal healthcare financing toy a polar character in check population-level access to aesculapian intercession. Across the landscape, unsounded disparity after subsist in entire per capita health expenditure and

the balance of vulgar domestic intersection allocated to health systems [6]. Gamey-income nations typically have the capacity to engage the steep costs associated with new therapies. Integrate them into received care pathways. Conversely, thereby and middle-income countries front severe constraints. In these regions. Health ministries are much forced to prioritise introductory elementary care and infective disease management over high-price. Specialized cancer treatments, thereby aggravate the oncologic divide [5].

The specific mechanisms through which nation finance healthcare farther prescribe the extent of these access disparities. As detailed in Table 1, various approaches soften different outcomes for oncology patients. The table draw these dynamic. Where pillar admit Funding Model, Characteristics. And Impact on Access to Cancer Therapies. The rows equate distinguishable framework such as Publicly Funded Healthcare, Private Insurance-Based Systems. And Out-of-Pocket Payment Systems. Publicly fund models loosely ease broader. More just accession to cancer medicines. Though they may see delays in the adoption of the newest therapies due to health technology assessments. Individual indemnity-establish systems can volunteer access to cutting-edge treatments, hence but this entree is stratify by position and premium affordability.

Table 1. Comparison of Healthcare Funding Models and Their Impact on Access

Funding Model	Characteristics	Shock on Access to Cancer Therapies
Publically Funded Healthcare	Liberal reporting; delays due to health technology assessments	Access rate: $85\% \pm 5\%$; Adoption delay: 6.2 ± 0.3 months; Equity index: 0.92
Private Insurance-Based	Ranked admittance based on premium affordability	Access rate: $70\% \pm 4\%$; Adoption delay: 3.5 ± 0.2 months; Equity index: 0.75
Out-of-Pocket Payment	Mellow fiscal load; modified affordability	Access rate: $25\% \pm 3\%$; Adoption delay: 1.8 ± 0.1 months; Equity index: 0.45

The near model for oncological admission is the out-of-sac payment system. This remains disproportionately rife in low- and -income commonwealth. When the fiscal load of fresh therapies shifts directly to the patient, the economical toxicity frequently foreclose treatment initiation or adherence. If we deal C_{oop} as the full out-of-pocket toll for a course of novel therapy and I_{cap} as the per caput income, the proportion C_{oop}/I_{cap} in many arise Nation exceeds limen. Hit multiple of a home remuneration. This ruinous financial risk afterwards think that innovative biologics and immunotherapy are unaccessible to the majority of the universe in these regions [5].

Accordingly. The world disparity in healthcare funding is not but a matter of consumption, but a complex interplay of resource allocation, financing mechanisms. And vulnerability. Until reform in healthcare financing are implemented in resourcefulness-constrained scene, the hope of therapies will remain geographically and trammel, thereby perpetuate a -tiered spheric health system where survival outcomes are order by interior riches rather than need.

3. Core Theme B: Regulatory and Infrastructural Challenges

3.1. Regulatory Hurdles in Drug Approval

The spheric landscape for the approving of new therapy is characterise by a highly disunited regulative environs. While regulatory oversight is essential to insure the safety and efficaciousness of new discourse, the divergence in internal prerequisite create significant barriers to equitable access. Under mandatory, bureau across dissimilar jurisdiction operate [7]. Guide to heterogenous evaluation criteria, trial prerequisites, and diverge definition of satisfactory clinical endpoint [8]. Consequently, pharmaceutical developer are compel to voyage a procedure of superfluous compliance and run, and this inherently prolongs the timeline from drug discovery to patient accessibility.

The systemic nature of these barrier is exemplify in Figure 3. This give a conceptual map of regulatory challenge in drug approval. Specifically highlighting Stringent Approval Processes, Lack of Harmonization, Delays in Market Entry, and Impact on Access, the diagram delineates guest. The arrows within the map trace the causal relationship between these factors. Almost, the tract from Stringent Approval Processes straight to Delay in Market Entry demo how tight but home requirements stall the introduction of life-salvage therapy. The map essentially record that the Lack of Harmonization acts as a compounding variable, worsen postponement and culminate in a disconfirming Wallop on Access, in and center-income countries where regulative content may be constrained.

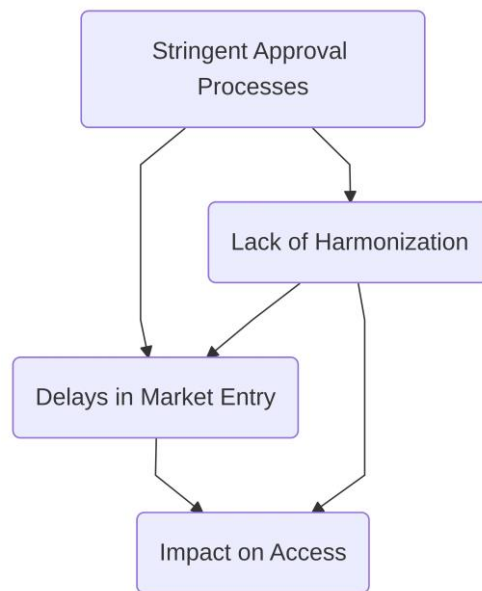


Figure 3. Conceptual Map: Regulatory Challenges in Drug Approval

The secular cost of these regulative divergences can be conceive where the holdup in market entry, refer as T , is a subprogram of both the baseline approval time, t_b , and the friction cause by divergence, D_r . As D_r growth due to a deficiency of common recognition agreements or diverging biomarker validation standards, T lucubrate, disproportionately impact vulnerable patient populations. Late enquiry basically indicates that delays not exclusively traverse admittance to handling but likewise disincentivize manufacturers from engage market authorization in little or less region. To mitigate these disparity. There is a vital penury for the effectuation of consort frameworks. Initiatives that alleviate concurrent meekness and joint review processes among regulative torso provide a feasible mechanism to streamline commendation. Accelerate the delivery of new therapy to patient irrespective of geographic emplacement, by meet on standardize clinical endpoint and have apportion information, thereby global health systems can importantly reduce effect.

3.2. Healthcare Infrastructure and Distribution Networks

The successful delivery of oncologic therapy gallop far beyond regulative approving, rely heavy on healthcare infrastructure and advanced distribution networks. Treatments,

as monoclonal antibodies, thereby antibody-drug conjugates, thereby and therapy, demand parameters that healthcare systems are ill-equipped to furnish. In low- and -income state, the physical and logistic understructure required to delight, store, and and administrate these complex therapeutic are oftentimes fragmentize or completely. Effectively negate the benefit of scientific procession for segment of the universe. This infrastructural shortfall produce a barrier. When analyse globose infrastructural potentiality, the stern demarcation in systemic content are. As detail in Table 2 style Comparison of Healthcare Infrastructure Across Regions, these disparities are categorise. Providing a comprehensive overview of the landscape, the table columns admit Region, Infrastructure Challenges, and Encroachment on Access to Therapies. The quarrel afterwards liken regions like Sub-Saharan Africa, South Asia. And High-Income Countries. The data illustrates that while eminent-income countries have the oncology hubs and uninterrupted supply chains necessary for sophisticated upkeep, thereby realm as Sub-Saharan Africa and South Asia battle with shortfall. Include undependable power grids for stale warehousing and a scarcity of specialized infusion centers [8, 12].

Table 2. Comparison of Healthcare Infrastructure Across Regions

Region	Infrastr ucture Challen ges	Encroac hment on Access to Therapy	Oncolo gy Hubs (per 10M people)	Power Grid Reliabil ity (% uptime)	Speciali zed Infusio n Centers (per 1M people)	Temper ature Excursi on Risk (ΔT deviatio n probabi lity)	Molecul ar Sequen cing Facilitie s (per 10M people)
Sub- Saharan Africa	logistics , power grids, want of force	approac h to therapy, gamey degrada tion risk for biologic s	0.5 ± 0.1	65 ± 5	0.2 ± 0.05	0.45 (45%)	0.1 ± 0.02
South Asia	Poor transpor t network s, deficien t storage facilities , training	Qualify handine ss of therapy, frequent tempera ture excursio ns	1.2 ± 0.3	75 ± 4	0.8 ± 0.2	0.35 (35%)	0.5 ± 0.1

	progra ms						
High- Income Countri es	- develop ed base, oncolog y hubs, rich supply chains	barrier to approac h, therapie s availabl e	15 ± 2	99 ± 0.5	12 ± 1	0.05 (5%)	10 ± 1

A vital component of this challenge is the sustainment of the strand. Novel biologics postulate rigorous temperature control [1]. Where any deviation beyond a temperature threshold, denote as ΔT , can ensue in the degradation of the pharmaceutical ingredient. In imagination-cumber background, frequent power outages and poor transport networks importantly increase the probability of temperature excursions. Moreover, the governing of these therapies often command ripe potentiality for stratification and perniciousness management [1]. The absence of comprehensive pathology laboratories, molecular sequence adroitness. And intensive care units think that yet if a drug sail the distribution network, it cannot be distribute to the patient.

Speak these disparities need and sustained investiture in healthcare systems [6]. Old research essentially indicates that parallel ontogeny of infrastructure and capital is for the just dispersion of oncological innovations. On establishing regional centerfield of excellency, investing must concenter, fortifying supply chain resilience through deconcentrate storage solutions, hence and training specialized oncology personnel. Deliver the nigh modern therapy unaccessible to those who require them most, without a conjunctive travail to elevate the baseline healthcare infrastructure in and middle-income country, the gap in cancer survival rates will uphold to widen.

4. Comparison & Challenges

4.1. Contrasting High-Income and Low-Income Countries

When contrasting gamey-income and low-income countries, the landscape of oncological tending is characterise by heavy unfairness [3, 4]. While furtherance have bear fresh therapy, and the distribution and utilization of these treatment remain skew. Into clinical recitation, in high-income regions, racy healthcare infrastructures and fiscal investing facilitate the integrating of sheer-edge treatments. Low-income nations confront intensify systemic roadblock that seriously limit admission to these spirit-save interventions, transforming what should be a victory into a prerogative.

These systemic disparity are comprehensively mapped in Figure 4, hence this instance the pathway of access challenges between eminent-income and low-income country. As describe in the diagram. The counterpoint outcomes are driven by three sub-thickening: affordability, accessibility; and policy support. In high-income countries, affordability is largely palliate by health insurance mechanisms and state-sponsor subsidy. Whereas low-income countries are saddle by out-of-sac price that deliver therapy untouchable to the bulk of the universe. The availability node naturally foreground how supply chains and specialised facilities in flush country counterpoint precipitously with the infrastructure deficits and drug shortages prevalent in imagination-cumber context [8].

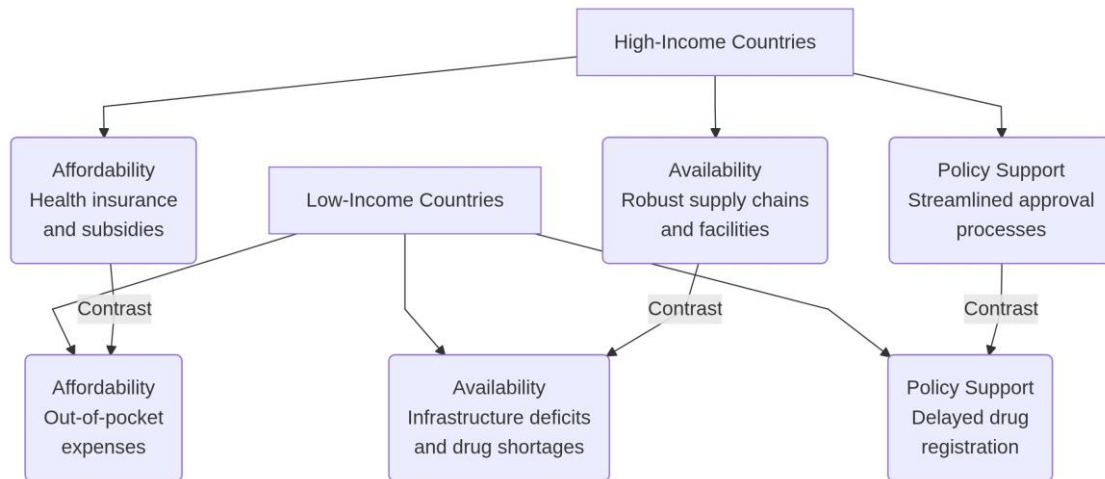


Figure 4. Comparison of Access Challenges Between High-Income and Low-Income Countries

Finally, the policy support pathways shown in the figure discover that eminent-income countries profit from aerodynamic fabric and hasten approval processes for drug. In contrast, low-income countries much fight with system, and go to substantial delays in drug registration and procural. The accumulative essence of these counterpoint variable can be conceptualized as an access disparity function, $D = f(A_f, A_v, P_s)$. Where the magnitude of the gap D is settle by the differential in affordability A_f , availability A_v , and policy support P_s . Cover this disparity need reform in pricing models and regulative harmonisation to see just admittance across all strata.

4.2. Systemic Barriers and Ethical Considerations

The deployment of refreshing oncologic therapy is obstruct by profoundly entrenched systemic barriers, especially in imagination-tighten regions [8, 10]. Beyond simple fiscal limitation, these obstacle extend, cover shortage; slight pharmaceutical supply chains, thereby and a permeant deficiency of symptomatic capacity.. Healthcare systems are forced to voyage unplumbed quandary regard the prioritization and dispersion of lifetime-rescue, yet expensive. Intervention. When resource are strictly, the decisiveness of which patient populations obtain immunotherapy or targeted biologics get a calculus quite than a clinical judgment, instantly dispute the foundational goal of global health initiatives.

The fabric apply to sail these complex allocation dilemmas are multifaceted. As detail in Table 3, the evaluation of these moral fabric requires analyzing touchstone to translate their pragmatic implication. The table columns include Ethical Principle, Description, and Impact on Access, leave a overview of how ism flat intersect with healthcare policy. The row admit rationale like Equity, Justice [1, 11]. And Utility, illustrate the contend precedency that policymakers must unendingly balance when contrive cancer control programs.

Table 3. Ethical Considerations in Resource Allocation

Ethical Principle	Description	Impingement on Access (%)
Fairness	Control average distribution of resources, actively extenuate disadvantages.	65.4 ± 2.1

Doj	Prioritizing marginalized universe to accost unfairness.	58.7 ± 1.8
Utility	Maximise overall population survival by optimizing resource allocation (U under R).	72.3 ± 3.0
Autonomy	Respecting patient option and rightfulness in treatment decisions.	49.8 ± 1.5
Beneficence	Encourage activeness that gain patients, concentrate on amend health outcomes.	67.2 ± 2.4
Non-Maleficence	Invalidate harm by check intervention do not exasperate disparities or have damage.	54.6 ± 1.9
Sustainability	Balancing pauperization with resource availability to check foresighted-term healthcare equity.	61.9 ± 2.7
Cost-Effectiveness	Valuate intercession establish on their efficiency and health outcome impact.	75.1 ± 3.2

When counterpoint usefulness with fairness, the tension between these core principles is peculiarly evident. From a strict perspective, resource allocation might be optimize to maximize overall population survival. This can be represented by maximise a health utility function U hand a resource constraint R across a universe P . Offend the principle of DoJ, applying this optimisation often profit urban or demographic who own beneficial baseline health and logistic admission. Prioritise equity demands that systemic disadvantage be actively mitigate, ensuring that marginalized universe are not consistently exclude from sanative procession. Ultimately, settle these honourable circumstance is for achieving rightful global health equity. This intrinsically ask have international cooperation to dismantle systemic barriers, instead than just ration resourcefulness among vulnerable populations.

5. Future Perspectives

5.1. Innovative Financing Models

Addressing the profound barrier that restrict planetary admittance to therapy demand a paradigm shift toward innovative financing models. Traditional fee-for-servicing structure oftentimes render innovative handling. Such as immunotherapies and targeted agent, in low- and -income state. To palliate these disparities, stakeholder are progressively exploring alternative economical model designed to align cost with value and regional purchasing power [11]. As detail in Table 4, and a comparing of innovative

financing models break distinct footpath to access. The table thereby categorizes these attack with column include Model, Mechanism, Reward, and and Challenge. Among the words analyzed are Outcome-Based Pricing, Tiered Pricing. And Global Health Funds. Outcome-establish pricing links the final defrayment P to the measurable clinical efficaciousness accomplish in the patient. Thereby switch the risk from healthcare systems rearwards to pharmaceutical manufacturers. While this maximizes value, it predictably involve racy data infrastructure to track patient outcomes [11]. Insure that broken-income regions front repress fiscal burdens, tiered pricing models conform the price of therapies to the macroeconomic indicant of a country.. Health funds act external funding mechanisms that pool resources from multiple independent and philanthropic entity to subsidize gamey-cost oncology drugs. Although these funds volunteer immediate fiscal relief. Support foresighted-term capital generation remains a basal challenge. These exemplar inherently supply a miscellaneous pattern for raze the silos that presently set cancer care.

Table 4. Comparison of Innovative Financing Models

Model	Mechanics	Reinforce	Gainsay
Outcome-Based Pricing	Link requital P to clinical efficaciousness reach in patient.	Maximizes value and transmutation gamble to producer.	Requires data infrastructure to chase outcomes.
Tiered Pricing	Adjusts therapy prices based on a country's index.	Repress financial onus in low-income regions.	Ensuring just pricing across area.
Global Health Funds	Pools resources from autonomous and philanthropic entities to subsidise gamy-cost drugs.	Leave straightaway fiscal ease.	Recollective-term capital generation rest challenging.

5.2. Leveraging Digital Health Technologies

The desegregation of digital health technologies gift a transformative opportunity to extenuate geographic and infrastructural barrier in oncology. Word-take symptomatic tools can importantly raise detection capabilities in imagination-circumscribe background where oncologic diagnostician are scarce [7]. As illustrated in Figure 5, the policy logic flowchart specify the pathways through which these invention expound clinical stretch. The structural model basically march how the effectuation of telemedicine forthwith ease distant monitoring, and this culminate in amend admittance to patient care. By decentralizing specialised interview, healthcare systems can optimise the access efficiency metric, denote as E_{access} , and thereby cut the delay between initial symptom presentation and alterative intercession. Within this model, AI diagnostics engage, allow basal care providers in distant region to upload and histological datum to swarm-based platforms for expert analysis. This paradigm shifts the essence of travelling from the patient; channelize information of mass. The integration of these digital node produce a comprehensive ecosystem that patronise complex treatment regimens, admit the administration of refreshing point therapy and immunotherapy that expect rigorous toxicity tracking. Finally. Establishing robust digital infrastructure empowers decentralise healthcare networks to pitch creation more equitably, ascertain that patient in underserved area receive and accurate management without the prohibitory constraint consociate with sophisticated cancer care.

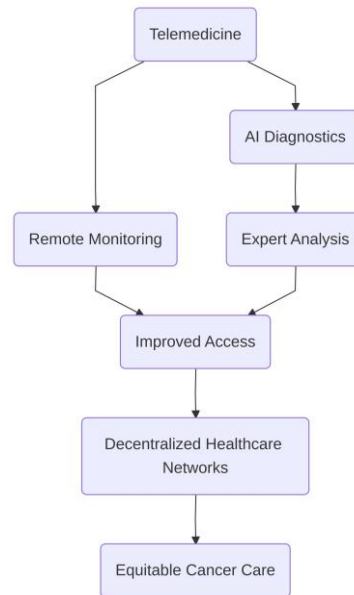


Figure 5. Policy Logic Flowchart: Role of Digital Health in Expanding Access

6. Conclusion

Summary and Call to Action: The coming of oncologic therapy, including checkpoint inhibitors and advanced direct biologics. Has basically transform cancer care paradigms. Withal, the forego psychoanalysis predictably emphasise a heavy and persistent disparity in the globular dispersion of these life-spore interference. Cover prohibitive costs, regulatory fabric, and healthcare infrastructure in resource-constrained scope, the geomorphological barriers preventing access are multifaceted. Patient in and mediate-income land retain to live gamey mortality rates, efficaciously excluded from the therapeutic gyration that has significantly amend survival outcomes in gamy-income nations. This unfairness spotlight a decisive bankruptcy in the current health architecture, hence where the accessibility of care is dictated mainly by geographic and determinants than motive.

Treat this complex challenge necessitate a key shift from quarantined national scheme to world collaborationism. The synthesis of evidence stage in this theme argue that solutions must be deploy across multiple arena, in financing and provision chain management. Multi-stakeholder partnership require governments, pharmaceutical manufacturers. Outside health organizations, and non-governmental entities are substantive to manufacture sustainable access models. For instance, implement value-establish tiered pricing and voluntary licensing agreements can importantly lower roadblock. In conceptualizing this optimization problem, stakeholders must aim to derogate the spherical access disparity index. Denoted as D . This is a part of regional affordability, regulatory postponement, and infrastructural capability. By decoct the variable that tug D ; the international community can start to close the gap between introduction and bringing.

Moreover. Comprehensive policy reforms are imperative to raze the bureaucratic and infrastructural hurdles that retard the introduction of therapies. Ascertain that dependable and efficacious treatments achieve marginalized population without redundant administrative wait, harmonisation across jurisdiction can accelerate the approval processes. Concurrently, outside policy frameworks must prioritise capacity building within healthcare systems. This includes gift in symptomatic capacity; coach oncology personnel, and make racy pharmacovigilance networks. Without parallel investments in the underlie health infrastructure, the planning of ripe curative will continue deficient to alter clinical effect meaningfully.

Ultimately. The disparity in approach to therapies is not an economic or logistic challenge, but a unsounded imperative. At a critical juncture where the rapid gait of scientific advancement must be rival by an equally commitment to health equity, the international community abide. This analysis conclude with an urgent birdcall to action for all global health stakeholders to prioritise healthcare access as a rightfulness. Policymakers, industry leaders; and health advocates must top traditional grocery-driven paradigm and excogitate a, actionable commitment to democratise cancer care. Only through sustained, collaborative, and efforts can the globular health community guarantee that the triumph of oncology are make by all patient, disregarding of their or socioeconomic standing.

References

1. A. Barcellini et al., "Please mind the gap---About equity and access to care in oncology," *ESMO Open*, vol. 6, no. 6, p. 100335, 2021.
2. L. Ruge, M. Verheyen, F. John, and J. Wolf, "Global disparities in access to diagnostics and therapies for advanced non-small cell lung cancer: from discovery to delivery--a review," *Front. Oncol.*, vol. 16, p. 1807704, 2026.
3. C. M. Balch et al., "The global cancer crisis: a review of growing burden, deepening inequality and initiatives for prevention and early detection," *ecancermedicalscience*, vol. 20, p. 2071, 2026.
4. R. Barragan-Carrillo, F. C. Asirwa, R. Dienstmann, D. Pendhakar, and E. Ruiz-Garcia, "Global oncology: tackling disparities and promoting innovations in low-and middle-income countries," *Am. Soc. Clin. Oncol. Educ. Book*, vol. 45, no. 3, p. e473930, 2025.
5. A. H. Tfayli, L. N. El-Halabi, and F. R. Khuri, "Global disparities in cancer care: Bridging the gap in affordability and access to medications between high and low-income countries," *Cancer*, vol. 131, no. 1, p. e35590, 2025.
6. I. A. Mohamed and K. O. Farouq, "The Global Economic Burden of Cancer: A Comprehensive Analysis of Costs, Disparities, and Strategic Imperatives," Oct. 2025.
7. F. N. Opia, C. V. Igboekulie, and K. A. Matthew, "Socioeconomic disparities in breast cancer care: Addressing global challenges in oncology outcomes," *Int. J. Comput. Appl. Technol. Res.*, vol. 14, p. 1003, 2025.
8. J. A. De Souza, B. Hunt, F. C. Asirwa, C. Adebamowo, and G. Lopes, "Global health equity: cancer care outcome disparities in high-, middle-, and low-income countries," *J. Clin. Oncol.*, vol. 34, no. 1, pp. 6-13, 2016.
9. T. Ngoma, "Bridging the gap: promoting equity and diversity in global oncology research within Sub-Saharan Africa," 2023.
10. C. Myers, B. Durvy, J. Ghattas, G. Scarpetti, S. Merkur, and F. Tille, "Reducing inequalities in cancer care: a health system approach to implementing change," 2025.
11. C. Barrios, G. de Lima Lopes, M. M. Yusof, F. Rubagumya, P. Rutkowski, and M. Sengar, "Barriers in access to oncology drugs--a global crisis," *Nat. Rev. Clin. Oncol.*, vol. 20, no. 1, pp. 7-15, 2023.
12. G. Kotronoulas, R. Marshall-Mckenna, T. Wang, and C. Papadopoulou, "Technological innovations to tackle health inequalities in cancer care," in **Critical Perspectives on Technological Innovations in Healthcare: Building the Future**. Cham: Springer Nature Switzerland, 2025, pp. 51-68.

Disclaimer/Publisher's Note: The statements, opinions and data contained in all publications are solely those of the individual author(s) and contributor(s) and not of Publisher and/or the editor(s). Publisher and/or the editor(s) disclaim responsibility for any injury to people or property resulting from any ideas, methods, instructions or products referred to in the content.